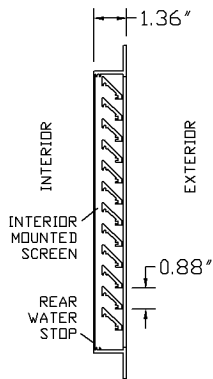



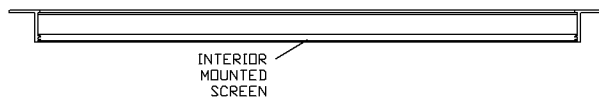
# FL - 1.5" DEEP 45 DEGREE STANDARD BLADE EXTRUDED ALUMINUM STATIONARY BRICK VENT



SECTION VIEW



ELEVATION VIEW



SECTION VIEW

BLADE - 0.125" THICKNESS TYPE 6063-T5 EXTRUDED ALUMINUM

FRAME - 0.125" THICKNESS TYPE 6063-T5 EXTRUDED ALUMINUM

DESIGNED FOR 100 MPH WIND LOAD

SIZES 8.125" WIDE X 2.375" HIGH UP TO UNLIMITED SIZE AVAILABLE

CLEAR OR DARK BRONZE ANODIZED ARE STANDARD FINISHES

OPTIONS:

OTHER ARCHITECTURAL FINISHES

STANDARD SIZES *	WIDTH	HEIGHT	MINIMUM OPENING WIDTH	MINIMUM OPENING HEIGHT
825	8.125	2.375	8.500	2.625
847	8.125	4.750	8.500	5.000
808	8.125	7.750	8.500	8.000
123	12.000	2.375	12.375	2.625
125	12.000	4.750	12.375	5.000
128	12.000	7.750	12.375	8.000
1212	12.000	11.750	12.375	12.000
157	15.625	7.750	16.000	8.000
1516	15.625	15.750	16.000	16.000
162	16.500	2.375	16.875	2.625
164	16.500	4.750	16.875	5.000
168	16.500	7.750	16.875	8.000
1616	16.500	15.750	16.875	16.000
242	24.000	2.375	24.375	2.625
244	24.000	4.750	24.375	5.000
248	24.000	7.750	24.375	8.000
3208	32.000	7.750	32.375	8.000
4808	48.000	7.750	48.375	8.000

\*CUSTOM SIZES AVAILABLE

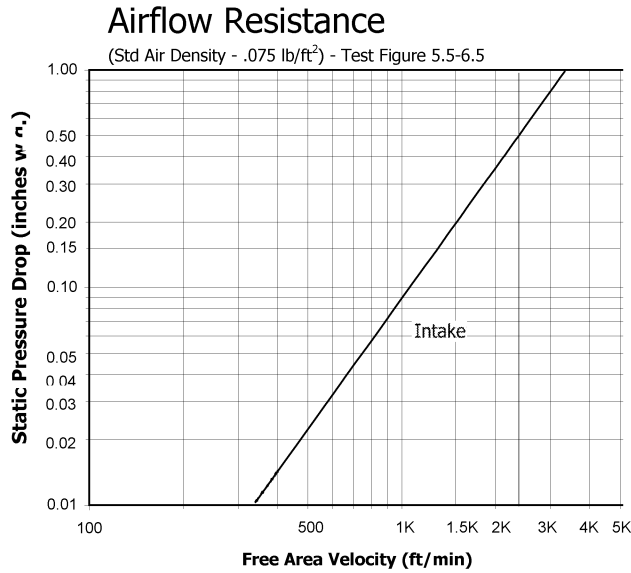
## ARCHITECTURAL L · O · U · V · E · R · S

266 W Mitchell Ave - Cincinnati, OH 45232  
PH: (888) 568-8371 Fax: (888) 568-8370

PROJECT			
CONTRACTOR			
ARCHITECT			
DRAWN BY: JRR	DATE: 11/09	DRAWING TYPE: TECHNICAL SHEET	DRAWING TITLE: FL



The Architectural Louvers Model EX & FL are tested in accordance with AMCA 500-L Laboratory Methods of Testing Air Louvers for Rating. The data presented are the results of these tests. Tested louver size is 48" wide x 48" high and does not include the effects of screens.



Model: EX & FL resistance to airflow  
 Free area velocities (shown left) are higher than average face velocity or duct velocity.  
 See louver application information.

## Free Area Chart (ft<sup>2</sup>)

		Vent Width (Inches)						
		8.13	12.00	15.63	16.50	24.00	32.00	48.00
Vent Height (Inches)	2.38	0.03	0.05	0.06	0.06	0.10	0.13	0.20
	4.75	0.09	0.13	0.18	0.19	0.28	0.38	0.58
	7.75	0.12	0.19	0.26	0.27	0.40	0.55	0.83
	11.75	0.21	0.32	0.43	0.45	0.68	0.91	1.39
	15.75	0.26	0.41	0.55	0.58	0.86	1.16	1.77