
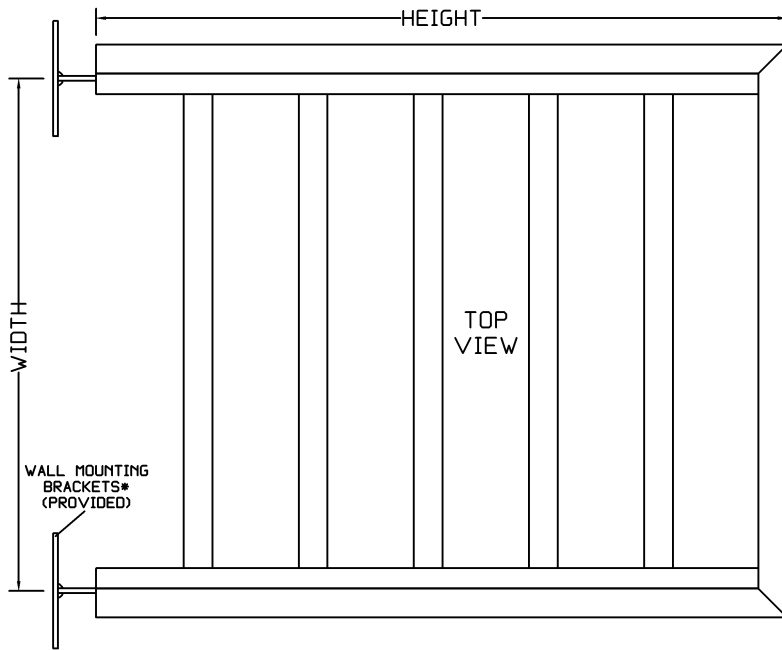
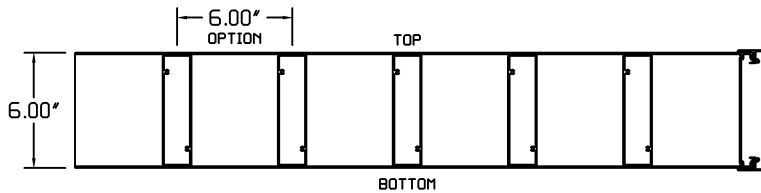


H6T - 6" DEEP RECTANGULAR TUBE BLADE EXTRUDED ALUMINUM STATIONARY SUN SHADE



BLADE - 0.081" THICKNESS TYPE 6063-T5 EXTRUDED ALUMINUM
 FRAME - 0.081" THICKNESS TYPE 6063-T5 EXTRUDED ALUMINUM
 OUTRIGGERS - 0.125" THICKNESS TYPE 6063-T5 EXTRUDED ALUMINUM
 DESIGNED FOR 100 MPH WIND LOAD
 SIZES 12' WIDE X 12' HIGH UP TO UNLIMITED SIZE AVAILABLE
 ALL FASTENERS CONCEALED FROM VIEW

OPTIONS:
 VERTICAL OR HORIZONTAL ORIENTATION
 MULLION CONNECTIONS FOR CONTINUOUS RUNS
 MITERED CORNER JOINING PANELS
 BLADE SPACING 4', 6', OR 8'
 BLADE ANGLE 0°, 30°, OR 50°
 MOUNTING FOR VARIOUS WALL TYPES*
 VARIOUS EDGE TRIM DESIGNS
 HIGHER WIND LOAD RATINGS
 ARCHITECTURAL FINISHES



SHOWN WITH STANDARD "T" TUBE TRIM

SECTION VIEWS

* SEE MOUNTING OPTIONS TECHNICAL SHEET FOR WALL BRACKETS
 ** SEE OUTRIGGER OPTIONS TECHNICAL SHEET FOR OUTRIGGER TYPES AND SHAPES

CONSTRUCTION	STANDARD	OPTIONAL	OPTIONAL	OPTIONAL
TRIM OPTIONS	 TUBE "T" TRIM	 BULLNOSE "B" TRIM	 ROUND TAPER "R" TRIM	 FLAT TRIM
OUTRIGGERS / BLADES	 "I" SHAPE OUTRIGGER	 FLAT OUTRIGGER	 BLADE SPACING	 BLADE ANGLE

**ARCHITECTURAL
L·O·U·V·E·R·S**

266 W Mitchell Ave - Cincinnati, OH 45232
 PH: (888) 568-8371 Fax: (888) 568-8370

PROJECT

CONTRACTOR

ARCHITECT

DRAWN BY:
JRR

DATE:
02/2015

DRAWING TYPE:
TECHNICAL SHEET

DRAWING TITLE:
H6T