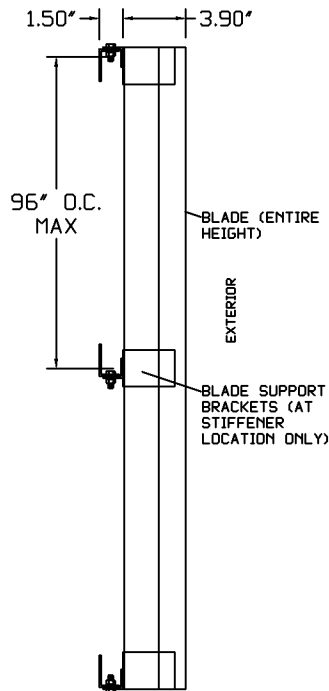
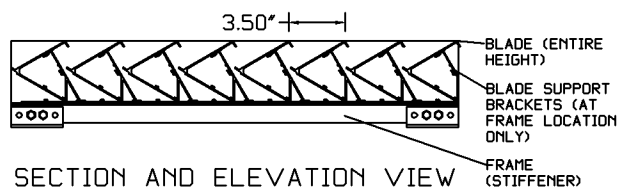



# V4YV - 4" DEEP 60 DEGREE INVERTED Y BLADE (VERTICAL) EXTRUDED ALUMINUM LOUVERED EQUIPMENT SCREEN



SECTION VIEW



SECTION AND ELEVATION VIEW

BLADE - 0.081" THICKNESS TYPE 6063-T5 EXTRUDED ALUMINUM  
 FRAME - CONCEALED 0.125" THICKNESS TYPE 6063-T5 EXTRUDED ALUMINUM  
 DESIGNED FOR 30 PSF WIND LOAD  
 SIZES 12" WIDE X 12" HIGH UP TO UNLIMITED SIZE AVAILABLE

OPTIONS:  
 HIGHER WIND LOAD RATINGS  
 ARCHITECTURAL FINISHES  
 HINGED SINGLE AND DOUBLE DOORS

NOTE:  
 STRUCTURAL FRAMING TO SUPPORTING STRUCTURE (ROOF DECK, WALLS, CONCRETE PAD, ETC.) BY OTHERS. STRUCTURAL FRAMING IS REQUIRED FOR ATTACHMENT POINTS EVERY 60" OF WIDTH AND EVERY 96" OF HEIGHT TO MEET 30 PSF WIND LOAD.

END PANEL	BLADE STIFFENER	VERTICAL MULLION (MULTIPLE PANELS WIDE)	BOXED OUTSIDE CORNER
<p>PLAN VIEW</p>	<p>SECTION VIEW</p>	<p>PLAN VIEW</p>	<p>PLAN VIEW</p>
<p>TYPICAL MOUNTING (VERTICAL MULLION SHOWN)</p> <p>PLAN VIEW</p>	<p>SECTION VIEW</p>		
<p><b>ARCHITECTURAL L·O·U·V·E·R·S</b></p> <p>266 W Mitchell Ave - Cincinnati, OH 45232              PH: (888) 568-8371 Fax: (888) 568-8370</p>	<p>PROJECT</p> <p>CONTRACTOR</p> <p>ARCHITECT</p>	<p>DRAWN BY: JRR</p> <p>DATE: 01/2012</p> <p>DRAWING TYPE: TECHNICAL SHEET</p>	<p>DRAWING TITLE: V4YV</p>